

**TOWN OF ARBORG  
BY-LAW NO. 1-2019**

**Being a by-law of the Town of Arborg to levy rates to  
raise the sums required for the lawful purposes of the Corporation for the  
year 2019 as shown in the Estimates**

**WHEREAS** *The Municipal Act* requires that every Municipal Corporation on or before the **15th** day of **May** in each year shall:

Adopt a financial plan for each fiscal year consisting of

- a) an operating budget
- b) a capital budget
- c) an estimate of operating revenue and expenditures for the following fiscal year; and
- d) a five year capital expenditure program

**AND WHEREAS** the Town of Arborg has made estimates of all the sums required by the Corporation for the year 2019, which said estimates are attached hereto as Schedule "A" and form part of this by-law;

**AND WHEREAS** it is necessary by by-law to levy a rate or rates of so much on the dollar upon the assessed value of all rateable property liable therefore in the Municipality as the Council deems sufficient to raise the sums required for the lawful purposes of the Corporation as shown in the said estimates;

**AND WHEREAS** the assessed value of the whole rateable property within the Town of Arborg according to the latest revised assessment roll is **\$51,535,100**;

**AND WHEREAS** it is deemed necessary to fix the rates of taxation for the purposes aforesaid and the time for payment of all the rates and taxes so fixed and levied;

**NOW THEREFORE** the Council of the Town of Arborg in open Council assembled enacts as follows:

**FINANCIAL PLAN**

1. **THAT** the Financial Plan of the Town of Arborg of all the sums required for the lawful purposes of the Corporation for the year 2019, as set forth in Schedule "A" hereto attached and identified by the signatures of the Head of Council and the Chief Administrative Officer, are hereby approved and adopted.

**UNCONTROLLABLE PURPOSES**

2. **THAT** the following respective rates of so much on the dollar be and hereby are levied for the year 2019 upon the assessed value of all the rateable property in the Municipality respectively liable therefore according to the latest revised assessment roll of the general and personal property thereof, to raise the sums required for the uncontrollable purposes of the Corporation, which said rates, assessed value and sums required are set out in Schedule "A" viz

- a) The following respective Foundation and Special Rates of so many mills on the dollar, levied under Sections 182 and 188 of "The Public Schools Act", as shown in Schedule "A" viz:

	<u>Farm/Residential</u>	<u>Other Rate</u>	<u>Special Rate</u>
Public Schools Finance Board	..... mills	<b>9.770 mills</b>	..... mills
Evergreen School Division No. 22	..... mills	..... mills	<b>11.050 mills</b>

to provide for the payment of the amounts required for school purposes.

- b) A general mill rate of **1.760 mills** on the dollar on all properties, except Personal property, in the Town of Arborg liable therefore to provide for payment of the General Fund account of the part of the debenture debt charges of principal and interest payable in 2019 as authorized in By-laws No. 12-2005 and 1-2016.
- c) A general mill rate of **0.680 mills** on the dollar on all properties, except Personal property, in the Town of Arborg liable therefore to provide for payment of the Sewer and Water Utility account of the part of the debenture debt charges of principal and interest payable in 2019 as authorized in By-laws No. 3-2016 and 3-2017.

**CONTROLLABLE PURPOSES**

- 3. **THAT** a general rate of **19.290 mills** on the dollar be and hereby is levied for the year 2019 upon the assessed value of all rateable property in the Town of Arborg liable therefore, according to the latest revised general property assessment rolls thereof, to provide for the payment of the amount estimated as required for the general controllable purposes of the Corporation.
- 4. **THAT** all taxes and rates imposed and levied in the Town of Arborg for the year 2019 shall be deemed to have been imposed and to be due and payable on the **30<sup>th</sup> day of September A.D. 2019**. A penalty of 1.25% will be added to all unpaid taxes on the first day of October, 2019 and on the first day of each month thereafter, until paid.

**DONE AND PASSED** by the Council of the Town of Arborg duly assembled at Arborg, Manitoba this **8<sup>th</sup> day of May A.D. 2019**.



**Peter Dueck**  
**Mayor**



**Lorraine Bardarson**  
**Chief Administrative Officer**

Read a first time this	24 <sup>th</sup>	day of	April	A.D.	2019
Read a second time this	8 <sup>th</sup>	day of	May	A.D.	2019
Read a third time this	8 <sup>th</sup>	day of	May	A.D.	2019

**SCHEDULE "A" TO BY-LAW NO. 1-2019**

**THE FINANCIAL PLAN  
TOWN OF ARBORG  
FOR THE YEAR 2019**

		Attached	Not Applicable
Page 1	General Operating Fund - Budgeted Revenue & Expenditure	X	
Page 2	General Operating Fund - Budgeted Revenue	X	
Page 3	General Operating Fund - Budgeted Expenditure	X	
Page 4	General Operating Fund - Budgeted Expenditure	X	
Page 5	General Operating Fund - Budgeted Expenditure	X	
Page 6	Utility Operating Fund - Budgeted Revenue & Expenditure	X	
Page 7	Local Urban District - Budgeted Revenue & Expenditure		X
Page 8	Calculation of Tax Levies	X	
Page 9	Sundry Revenue and Expenditure Analysis	X	
Page 10	Rural Area and General Municipal Requirements		X
Page 11	General Operating Fund - Debenture Debt Charges	X	
Page 12	Utility Operating Fund - Debenture Debt Charges	X	
Page 13	Capital Budget (Current Year)	X	
Page 14	Capital Expenditure Program (Subsequent Five Years)	X	



**GENERAL OPERATING FUND  
BUDGETED REVENUE AND EXPENDITURE**

**TOWN OF ARBORG  
FOR THE YEAR 2019**

REVENUE	2018 Budget	2018 Actual	2019 Budget	2020 Budget
Tax Levy - Page 8	\$ 1,653,034.02	\$ 1,653,034.64	\$ 1,681,243.01	
Grants in Lieu of Taxes - Page 8	149,465.46	149,465.55	149,815.00	
Sub-Total	1,802,499.48	1,802,500.19	1,831,058.01	
Requisitions (deduct) - Page 8	681,636.00	681,636.00	692,035.00	
Net Municipal Taxes and Grants in Lieu of Taxes	1,120,863.48	1,120,864.19	1,139,023.01	1,248,073.00
Other Revenue - Page 2	434,375.45	481,475.04	515,577.90	486,175.00
Transfers from Accum. Surplus and Reserves - Page 2	99,600.00	-	329,500.00	90,000.00
<b>Total Revenue</b>	<b>\$1,654,838.93</b>	<b>\$1,602,339.23</b>	<b>\$1,984,100.91</b>	<b>\$1,824,248.00</b>

**EXPENDITURE**

General Government Services	\$ 300,175.00	\$ 273,689.73	\$ 294,205.00	\$ 301,300.00
Protective Services	275,485.00	263,848.54	291,655.00	291,850.00
Transportation Services	227,375.00	218,560.91	214,800.00	227,125.00
Environmental Health Services	116,906.00	118,862.70	123,083.00	120,720.00
Public Health & Welfare Services	49,195.00	49,544.59	50,670.00	50,170.00
Environmental Development Services	27,000.00	20,868.27	28,170.00	28,270.00
Economic Development Services	40,655.00	19,023.85	43,215.00	43,425.00
Recreation & Cultural Services	203,303.00	196,233.56	215,451.00	209,298.00
Fiscal Services	245,278.07	171,188.17	506,786.36	425,788.00
Transfers:				
Deferred Surplus - Page 9	-		-	-
Reserves - Page 5	165,177.74	264,092.74	213,302.00	126,302.00
<b>Total Basic Expenditure</b>	<b>\$ 1,650,549.81</b>	<b>\$ 1,595,913.06</b>	<b>\$ 1,981,337.36</b>	<b>\$ 1,824,248.00</b>
Allowance for Tax Assets - Page 8	\$ 4,289.12	\$ 4,289.12	\$ 2,763.55	\$ -
<b>Total Expenditure - Page 8</b>	<b>\$ 1,654,838.93</b>	<b>\$ 1,600,202.18</b>	<b>\$ 1,984,100.91</b>	<b>\$ 1,824,248.00</b>
<b>Net Operating Surplus (Deficit)</b>	<b>\$ -</b>	<b>\$ 2,137.05</b>	<b>\$ -</b>	<b>\$ -</b>

Departmental Use Only	Adopted by Resolution No. 105-2019 of Council
	 Head of Council
	 Chief Administrative Officer
	May 8, 2019 _____ Date

TOWN OF ARBORG  
GENERAL OPERATING FUND  
BUDGETED REVENUE & TRANSFERS FOR 2019

	2018 BUDGET	2018 ACTUAL	2019 BUDGET	2020 BUDGET
<b>OTHER REVENUE</b>				
410-100-110	\$ 5,500.00	\$ 23,776.92	\$ 2,000.00	\$ 5,000.00
410-100-120	11,500.00	17,216.18	16,500.00	14,000.00
450-100-100	200.00	170.00	200.00	200.00
450-100-110	1,700.00	1,700.00	1,700.00	1,700.00
450-100-120	150.00	184.00	180.00	175.00
450-100-140	1,000.00	1,964.43	1,500.00	1,500.00
<b>Sales of Service</b>				
420-100-110	1,200.00	968.14	950.00	1,000.00
450-100-120	-	-	-	-
420-100-130	3,200.00	2,549.92	3,200.00	3,200.00
420-100-140	19,103.10	19,144.80	18,280.00	18,500.00
490-100-120	-	-	-	-
420-100-190	-	-	-	-
420-100-200	20,883.00	22,433.90	20,883.00	20,885.00
420-100-210	25,680.00	25,260.00	27,360.00	28,800.00
420-100-215	17,833.00	17,833.87	17,833.00	17,833.00
460-100-100	5,000.00	17,350.24	12,500.00	12,500.00
440-100-120	65,177.74	65,177.74	66,302.00	66,302.00
430-100-100	206,634.56	206,636.52	249,257.90	249,250.00
<b>Conditional Grants (Page 9)</b>				
440-100-100	-	-	-	-
440-100-110	44,320.00	47,256.09	71,600.00	40,000.00
440-100-130	2,194.05	2,194.05	2,232.00	2,230.00
490-100-100	3,000.00	6,813.24	3,000.00	3,000.00
490-100-110	-	-	-	-
490-100-140	100.00	930.00	100.00	100.00
490-100-145	-	-	-	-
490-100-150	-	1,915.00	-	-
590-900-935	-	-	-	-
<b>Total Other Revenue - Page 1</b>	<b>\$ 434,375.45</b>	<b>\$ 481,475.04</b>	<b>\$ 515,577.90</b>	<b>\$ 486,175.00</b>
<b>TRANSFERS FROM:</b>				
Accumulated Surplus	\$ -	\$ -	\$ -	\$ -
590-900-900	19,600.00	-	-	-
590-900-930	-	-	175,000.00	-
Transfer from Walking Trail Reserve	-	-	-	-
Transfer from ABFD Capital Reserve	-	-	-	-
Transfer from Building Reserve	-	-	54,500.00	-
Transfer from Paving Reserve	-	-	-	-
Transfer from Sidewalk Renewal Reserve	-	-	-	-
Transfer from Gas Tax Reserve	80,000.00	-	80,000.00	40,000.00
Transfer from PCH Building Fund Reserve	-	-	-	50,000.00
Transfer from Handivan Reserve	-	-	-	-
Transfer from Economic Development Reserve	-	-	20,000.00	-
<b>Total Transfers - Page 1</b>	<b>\$ 99,600.00</b>	<b>\$ -</b>	<b>\$ 329,500.00</b>	<b>\$ 90,000.00</b>
<b>TOTAL OTHER REVENUE &amp; TRANSFERS - Page 8</b>	<b>\$ 533,975.45</b>	<b>\$ 481,475.04</b>	<b>\$ 845,077.90</b>	<b>\$ 576,175.00</b>

**TOWN OF ARBORG  
GENERAL OPERATING FUND  
BUDGETED EXPENDITURE FOR 2019**

	2018 BUDGET	2018 ACTUAL	2019 BUDGET	2020 BUDGET
<b>GENERAL GOVERNMENT SERVICES</b>				
510-100-100 Legislative	\$ 23,415.00	\$ 23,413.32	\$ 24,840.00	\$ 25,600.00
<b>General administrative</b>				
510-100-115 Clerk and Staff	108,870.00	103,135.39	108,080.00	111,350.00
510-000-000 Office	34,815.00	29,844.24	44,405.00	45,700.00
510-200-210 Legal	29,600.00	17,244.10	14,000.00	12,000.00
510-200-220 Audit	9,375.00	9,558.93	9,880.00	10,000.00
510-200-230 Assessment	18,700.00	18,636.29	18,650.00	18,700.00
510-200-240 Taxation	2,500.00	2,140.85	2,400.00	2,500.00
<b>Other General Government</b>				
510-200-250 Damage Claims & Liability Insurance	21,500.00	21,268.61	22,000.00	25,000.00
510-400-310 Elections	6,500.00	4,260.31	-	-
510-400-360 Other General Gov't Sundry	5,800.00	5,355.66	7,000.00	7,000.00
510-500-500 Grants	17,250.00	16,523.20	16,000.00	16,500.00
510-900-920 Conventions	20,000.00	20,404.33	25,000.00	25,000.00
510-900-935 Memberships	1,850.00	1,904.50	1,950.00	1,950.00
<b>TOTAL GENERAL GOV'T SERVICES - To Page 1</b>	<b>\$ 300,175.00</b>	<b>\$ 273,689.73</b>	<b>\$ 294,205.00</b>	<b>\$ 301,300.00</b>
<b>PROTECTIVE SERVICES</b>				
520-200-100 Police	\$ 149,795.00	\$ 149,794.36	\$ 149,795.00	\$ 150,000.00
520-400-110 Fire Protection Services	94,500.00	84,714.83	110,310.00	110,300.00
520-400-199 Hydrant Rental	20,000.00	20,000.00	20,000.00	20,000.00
<b>Emergency Measures</b>				
520-500-200 Emergency Measures Organization	2,500.00	1,000.00	2,200.00	2,200.00
520-200-160 Emergency 911 Service	5,190.00	5,186.72	5,350.00	5,350.00
520-400-105 Flood Control	500.00	-	1,000.00	1,000.00
520-400-260 Animal and Pest Control	3,000.00	3,152.63	3,000.00	3,000.00
<b>TOTAL PROTECTIVE SERVICES - To Page 1</b>	<b>\$ 275,485.00</b>	<b>\$ 263,848.54</b>	<b>\$ 291,655.00</b>	<b>\$ 291,850.00</b>
<b>TRANSPORTATION SERVICES</b>				
<b>Streets</b>				
530-200-240 Workshop & Yard Operations	\$ 22,900.00	\$ 22,039.39	\$ 18,800.00	\$ 25,000.00
<b>Street Maintenance</b>				
530-100-130 Salaries & Benefits	81,100.00	81,083.37	79,000.00	81,375.00
530-100-245 Training & Seminars	300.00	-	300.00	500.00
530-400-130 Street Maintenance - Repairs	30,000.00	19,242.77	15,000.00	15,000.00
530-400-131 Street Maintenance Materials	1,500.00	-	2,500.00	2,500.00
530-400-132 Truck Operation	7,900.00	8,409.34	8,000.00	8,200.00
<b>Transportation Services Subtotal - Balance to Page 4</b>	<b>\$ 143,700.00</b>	<b>\$ 130,774.87</b>	<b>\$ 123,600.00</b>	<b>\$ 132,575.00</b>

**TOWN OF ARBORG  
GENERAL OPERATING FUND  
BUDGETED EXPENDITURE FOR 2019**

	2018 BUDGET	2018 ACTUAL	2019 BUDGET	2020 BUDGET
<b>Transportation Services Subtotal - Balance fr Page 3</b>	<b>\$ 143,700.00</b>	<b>\$ 130,774.87</b>	<b>\$ 123,600.00</b>	<b>\$ 132,575.00</b>
530-400-150 Sidewalks and Boulevards	3,000.00	5,733.84	6,000.00	5,000.00
530-400-160 Ditches and Drainage	2,000.00	7,257.57	3,000.00	3,000.00
530-400-170 Storm Sewers	200.00	32.37	100.00	100.00
530-400-180 Street Cleaning	1,700.00	2,290.88	2,300.00	3,000.00
<b>Snow Removal</b>				
530-100-190 Snow Removal - Salaries	28,275.00	26,167.07	28,300.00	29,150.00
530-400-191 Snow Removal - Materials & Supplies	6,500.00	5,046.53	6,500.00	7,500.00
530-400-115 Equipment Repairs & Maintenance	10,000.00	11,433.65	16,000.00	15,000.00
530-400-220 Traffic Services	7,000.00	4,906.00	3,200.00	5,000.00
530-300-118 Street Lighting	25,000.00	24,918.13	25,800.00	26,800.00
<b>TOTAL TRANSPORTATION SERVICES - To Page 1</b>	<b>\$ 227,375.00</b>	<b>\$ 218,560.91</b>	<b>\$ 214,800.00</b>	<b>\$ 227,125.00</b>
<b>ENVIRONMENTAL HEALTH SERVICES</b>				
540-200-100 Garbage Collection	\$ 53,218.00	\$ 53,217.60	\$ 53,218.00	\$ 53,220.00
540-400-110 Landfill Site - BAR Waste Authority Co-op	41,000.00	42,922.18	48,000.00	48,000.00
540-500-000 Other Environmental Health	22,688.00	22,722.92	21,865.00	19,500.00
<b>TOTAL ENVIRO. HEALTH SERVICES - To Page 1</b>	<b>\$ 116,906.00</b>	<b>\$ 118,862.70</b>	<b>\$ 123,083.00</b>	<b>\$ 120,720.00</b>
<b>PUBLIC HEALTH &amp; WELFARE</b>				
550-500-501 Social Assistance	\$ 4,020.00	\$ 4,016.31	\$ 4,020.00	\$ 4,020.00
550-200-211 Public Health - Other	1,250.00	374.28	1,500.00	1,000.00
550-500-502 Seniors' Resource Council & Handivan Service	43,925.00	45,154.00	45,150.00	45,150.00
<b>TOTAL PUBLIC HEALTH AND WELFARE -To Page 1</b>	<b>\$ 49,195.00</b>	<b>\$ 49,544.59</b>	<b>\$ 50,670.00</b>	<b>\$ 50,170.00</b>
<b>ENVIRONMENTAL DEVELOPMENT SERVICES</b>				
560-500-100 Planning & Zoning	\$ 10,200.00	\$ 10,200.00	\$ 11,270.00	\$ 11,270.00
560-500-120 Urban Renewal - Community Garden Club	5,000.00	4,624.91	5,000.00	5,000.00
560-500-130 Urban Area Weed Control	5,300.00	2,629.20	5,400.00	5,500.00
560-200-131 Other - Dutch Elm Maintenance	6,500.00	3,414.16	6,500.00	6,500.00
<b>TOTAL ENVIR. DEV. SERVICES - To Page 1</b>	<b>\$ 27,000.00</b>	<b>\$ 20,868.27</b>	<b>\$ 28,170.00</b>	<b>\$ 28,270.00</b>

TOWN OF ARBORG  
GENERAL OPERATING FUND  
BUDGETED EXPENDITURE FOR 2019

	2018 BUDGET	2018 ACTUAL	2019 BUDGET	2020 BUDGET
<b>ECONOMIC DEVELOPMENT SERVICES</b>				
570-500-160 Veterinary Services	\$ 2,500.00	\$ 2,500.00	\$ 2,500.00	\$ 2,500.00
570-500-180 Regional Development	6,950.00	3,398.04	1,700.00	2,000.00
570-400-210 Tourism	1,450.00	2,035.43	2,425.00	2,425.00
570-400-225 Mobile Home Park	1,000.00	1,433.35	1,000.00	1,000.00
570-000-000 Economic Development	28,755.00	9,657.03	35,590.00	35,500.00
<b>TOTAL ECONOMIC DEVELOPMENT SERVICES</b>	<b>\$ 40,655.00</b>	<b>\$ 19,023.85</b>	<b>\$ 43,215.00</b>	<b>\$ 43,425.00</b>

	2018 BUDGET	2018 ACTUAL	2019 BUDGET	2020 BUDGET
<b>RECREATION &amp; CULTURAL SERVICES</b>				
<b>Recreation Commission</b>				
580-500-100 Recreation Commission - Levy	\$ 120,000.00	\$ 120,000.00	\$ 130,198.00	\$ 135,198.00
580-200-105 Recreation Commission - Other	6,500.00	5,797.23	6,000.00	7,000.00
<b>Parks &amp; Playgrounds</b>				
580-100-130 PW - Salaries	28,275.00	28,729.93	28,800.00	29,650.00
580-100-150 PW - Summer Staff Salaries	15,500.00	12,949.54	15,500.00	16,000.00
580-400-150 Parks & Playgrounds - Materials & Supplies	6,000.00	6,580.06	14,350.00	7,500.00
<b>Library</b>				
580-400-180 Library - Arborg	14,000.00	9,376.78	7,575.00	750.00
580-500-180 Library - Regional	13,028.00	12,800.02	13,028.00	13,200.00
<b>TOTAL REC. &amp; CULTURAL SERVICES - To Page 1</b>	<b>\$ 203,303.00</b>	<b>\$ 196,233.56</b>	<b>\$ 215,451.00</b>	<b>\$ 209,298.00</b>

	2018 BUDGET	2018 ACTUAL	2019 BUDGET	2020 BUDGET
<b>RESERVE PROVISIONS</b>				
590-500-515 Library Project Reserve Provision	\$ -	\$ -	\$ -	\$ -
590-500-520 Handi-Van Replacement Reserve Provision	-	-	-	-
590-500-525 PCH Building Fund Reserve Provision	50,000.00	51,915.00	50,000.00	25,000.00
590-500-530 ABFD Capital Reserve Fund Provision	-	-	-	-
590-500-535 Economic Development Reserve Provision	-	20,000.00	-	-
590-500-539 Critical Infrastructure Needs Reserve Provision	-	-	37,000.00	37,000.00
590-500-540 Gas Tax Reserve Fund Provision	65,177.74	65,177.74	66,302.00	66,302.00
590-500-545 Equipment Replacement Reserve Provision	20,000.00	20,000.00	20,000.00	20,000.00
590-500-550 Age Friendly Reserve Provision	-	-	-	-
590-500-555 Building Reserve Provision	-	54,500.00	-	-
590-500-560 General Reserve Provision	20,000.00	20,000.00	5,000.00	5,000.00
590-500-565 Fire Equipment Reserve Provision	10,000.00	20,000.00	10,000.00	10,000.00
590-500-570 Paving Reserve Provision	-	12,500.00	25,000.00	25,000.00
590-500-575 Walking Trail Reserve Provision	-	-	-	-
<b>TOTAL RESERVE PROVISIONS - To Page 1</b>	<b>\$ 165,177.74</b>	<b>\$ 264,092.74</b>	<b>\$ 213,302.00</b>	<b>\$ 188,302.00</b>

	2018 BUDGET	2018 ACTUAL	2019 BUDGET	2020 BUDGET
<b>FISCAL SERVICES</b>				
590-500-585 Contribution to Capital - Page 13	\$ 90,000.00	\$ 8,268.11	\$ 344,000.00	\$ 265,000.00
590-500-590 Transfer to Utility - Page 6	41,892.28	41,892.28	41,892.28	41,893.00
590-700-700 Debenture Debt Charges - Page 11	108,894.08	108,894.08	108,894.08	108,895.00
590-700-710 Other Long Term Debt	-	-	-	-
590-700-725 Interest Charges	4,491.71	12,133.70	12,000.00	10,000.00
Deferred Surplus Appropriation	-	-	-	-
Surplus Appropriation - General Reserve	-	-	-	-
<b>TOTAL FISCAL SERVICES - To Page 1</b>	<b>\$ 245,278.07</b>	<b>\$ 171,188.17</b>	<b>\$ 506,786.36</b>	<b>\$ 425,788.00</b>



TOWN OF ARBORG  
UTILITY OPERATING FUND  
BUDGETED REVENUE & EXPENDITURE FOR 2019

	2018 BUDGET	2018 ACTUAL	2019 BUDGET	2020 BUDGET
<b>REVENUE</b>				
750-100-101 Water Consumer Sales - Commercial	\$ 35,100.00	\$ 38,054.07	\$ 38,400.00	\$ 38,400.00
750-100-103 - Manufacturing	2,725.00	2,822.95	2,500.00	2,500.00
750-100-105 - Institutional	33,350.00	38,515.15	38,000.00	38,000.00
750-100-107 - Public	26,525.00	23,624.53	23,125.00	23,125.00
750-100-109 - Residential	192,800.00	207,296.72	206,775.00	208,000.00
750-100-110 Sewer Charges - Commercial	9,550.00	10,157.14	10,300.00	10,300.00
750-100-112 - Manufacturing	710.00	683.67	675.00	675.00
750-100-114 - Institutional	9,910.00	10,902.50	10,500.00	10,500.00
750-100-116 - Public	7,750.00	6,430.86	6,200.00	6,200.00
750-100-118 - Residential	43,220.00	43,941.08	43,700.00	44,000.00
<b>Net Consumer Revenue - Subtotal</b>	<b>\$ 361,640.00</b>	<b>\$ 382,428.67</b>	<b>\$ 380,175.00</b>	<b>\$ 381,700.00</b>
750-100-130 Penalties	1,500.00	1,882.08	1,860.00	1,850.00
750-100-140 Hydrant Rentals	20,000.00	20,000.00	20,000.00	20,000.00
750-100-150 Installation Service				
750-100-160 Connection Revenue - Net	-	395.00	-	-
750-100-170 Federal / Provincial Grants [NBCF-SCF]	266,666.00	266,666.66	-	2,290,625.00
750-100-000 Other Revenue	63,925.00	124,791.31	83,125.00	60,800.00
780-100-100 Transfer from Revenue Fund - Page 5	41,892.28	41,892.28	41,893.00	41,893.00
780-100-125 Transfer from Reserves	-	-	-	300,000.00
<b>Other Revenue - Subtotal</b>	<b>\$ 393,983.28</b>	<b>\$ 455,627.33</b>	<b>\$ 146,878.00</b>	<b>\$ 2,715,168.00</b>
<b>TOTAL REVENUE</b>	<b>\$ 755,623.28</b>	<b>\$ 838,056.00</b>	<b>\$ 527,053.00</b>	<b>\$ 3,096,868.00</b>
<b>EXPENDITURES</b>				
<b>ADMINISTRATION COSTS</b>				
760-100-100 Administration	\$ 54,250.00	\$ 51,492.63	\$ 69,895.00	\$ 72,000.00
760-100-102 Legislative	11,710.00	11,706.60	13,425.00	13,830.00
760-200-000 Administration - Contract Services	19,900.00	19,946.02	26,450.00	20,500.00
760-400-110 Administration - Utilities/Materials	3,350.00	3,123.62	3,325.00	3,750.00
<b>TOTAL - Administration Costs</b>	<b>\$ 89,210.00</b>	<b>\$ 86,268.87</b>	<b>\$ 113,095.00</b>	<b>\$ 110,080.00</b>
<b>WATER PRODUCTION &amp; DISTRIBUTION COSTS</b>				
760-200-140 Purification and Treatment	26,700.00	24,682.24	27,400.00	\$ 37,500.00
760-100-140 Service of Supply	52,180.00	52,100.95	54,382.50	56,000.00
760-200-150 Transmission & Distribution	9,450.00	7,617.10	26,520.00	7,500.00
760-800-800 Allowance for Uncollectible Accounts	281.00	-	285.00	285.00
760-900-160 Other Water Supply Costs	4,500.00	3,436.54	6,750.00	6,750.00
760-900-175 Contingency Allowance	23,500.00	-	23,500.00	23,500.00
<b>TOTAL - Water Production &amp; Distribution Costs</b>	<b>\$ 116,611.00</b>	<b>\$ 87,836.83</b>	<b>\$ 138,837.50</b>	<b>\$ 131,535.00</b>
<b>SEWAGE COLLECTION AND DISPOSAL</b>				
770-100-110 Operators' Salaries	\$ 16,850.00	\$ 16,956.31	\$ 17,750.00	\$ 18,300.00
770-110-145 Operators' Certification & Seminars	1,680.00	1,016.14	1,582.50	1,650.00
770-200-120 Sewage Lift Station	7,245.00	4,064.24	6,035.00	7,500.00
770-400-125 Sewage Collection System	7,300.00	6,322.50	7,600.00	7,600.00
770-400-130 Sewage Treatment and Disposal	2,000.00	714.61	1,800.00	2,100.00
770-800-800 Allowance for Uncollectible Accounts	85.00	-	85.00	85.00
770-900-140 Other Sewage Collection Costs	3,200.00	3,250.33	7,600.00	7,500.00
770-900-155 Contingency Allowance	8,000.00	-	8,000.00	8,000.00
<b>TOTAL - SEWAGE COLLECTION &amp; DISPOSAL</b>	<b>\$ 46,360.00</b>	<b>\$ 32,324.13</b>	<b>\$ 50,452.50</b>	<b>\$ 52,735.00</b>
<b>FISCAL SERVICES</b>				
760-700-720 Debenture Debt Charge - Page 12	\$ 41,892.28	\$ 41,892.28	\$ 41,893.00	\$ 41,893.00
790-100-100 Transfer to Capital - Page 13	400,000.00	445,001.23	28,300.00	2,760,625.00
790-100-120 Transfer to Reserves - Contingency	61,550.00	141,550.00	154,475.00	
<b>TOTAL - FISCAL SERVICES</b>	<b>\$ 503,442.28</b>	<b>\$ 628,443.51</b>	<b>\$ 224,668.00</b>	<b>\$ 2,802,518.00</b>
<b>TOTAL EXPENDITURE</b>	<b>\$ 755,623.28</b>	<b>\$ 834,873.34</b>	<b>\$ 527,053.00</b>	<b>\$ 3,096,868.00</b>
<b>NET OPERATING SURPLUS(DEFICIT)</b>	<b>\$ -</b>	<b>\$ 3,182.66</b>	<b>\$ -</b>	<b>\$ -</b>

## Town of Arborg Tax Levy Calculation for 2019

	----- Assessments -----				----- Expenditures -----			Mill Rate	----- Revenue -----			
	Taxable	Exempt	Grants	Total	Basic	Allowance	Total		Taxation	Grants	Other	Total
<b>Education Support</b>												
Provincial - Other	11,629,240	-	2,632,030	14,261,270	\$ 139,333.00		\$ 139,333.00	9.770	\$ 113,617.67	\$ 25,714.93	\$ 0.39	\$ 139,333.00
Special - Evergreen S.D. #22	45,590,930	-	3,800,880	49,391,810	\$ 552,702.00	\$ -	\$ 552,702.00	11.050	\$ 503,779.78	\$ 41,999.72	\$ 6,922.50	\$ 552,702.00
<b>Total Requisition</b>					\$ 692,035.00	\$ -	\$ 692,035.00		\$ 617,397.45	\$ 67,714.66	\$ 6,922.89	\$ 692,035.00
Balance Education Support Requirements	47,734,220	-	3,800,880	51,535,100	\$ -	\$ 34.35	\$ 34.35	0.135	\$ 6,444.12	\$ 513.12	\$ 6,922.89	\$ 34.35
<b>Debenture Debt Charges</b>												
District 3 - General Fund BL12-2005	47,734,220	10,736,870	3,598,920	62,070,010	\$ 36,160.68	\$ 150.28	\$ 36,310.96	0.585	\$ 34,205.59	\$ 2,105.37		\$ 36,310.96
District 3 - General Fund BL 1-2016	47,734,220	10,736,870	3,598,920	62,070,010	\$ 72,733.40	\$ 198.86	\$ 72,932.26	1.175	\$ 68,703.53	\$ 4,228.73		\$ 72,932.26
District 3 - Utility Fund BL 3-2016	47,734,220	10,736,870	3,598,920	62,070,010	\$ 34,391.06	\$ 57.80	\$ 34,448.86	0.555	\$ 32,451.45	\$ 1,997.40		\$ 34,448.86
District 3 - Utility Fund BL 3-2017	47,734,220	10,736,870	3,598,920	62,070,010	\$ 7,501.22	\$ 257.53	\$ 7,758.75	0.125	\$ 7,308.89	\$ 449.87		\$ 7,758.75
<b>Special Area Levies</b>												
General Reserve Fund Provision	47,734,220	-	3,800,880	51,535,100	\$ 5,000.00	\$ 153.51	\$ 5,153.51	0.100	\$ 4,773.42	\$ 380.09		\$ 5,153.51
Equipment Replacement Reserve Fund Provision	47,734,220	-	3,800,880	51,535,100	\$ 20,000.00	\$ 614.04	\$ 20,614.04	0.400	\$ 19,093.69	\$ 1,520.35		\$ 20,614.04
Fire Equipment Reserve Fund Provision	47,734,220	-	3,800,880	51,535,100	\$ 10,000.00	\$ 307.02	\$ 10,307.02	0.200	\$ 9,546.84	\$ 760.18		\$ 10,307.02
PCH Building Fund Reserve	47,734,220	-	3,800,880	51,535,100	\$ 50,000.00	\$ 504.40	\$ 50,504.40	0.980	\$ 46,779.54	\$ 3,724.86		\$ 50,504.40
Paving Reserve Fund Provision	47,734,220	-	3,800,880	51,535,100	\$ 25,000.00	\$ 252.20	\$ 25,252.20	0.490	\$ 23,389.77	\$ 1,862.43		\$ 25,252.20
<b>General Municipal</b>												
At Large	47,734,220	-	3,800,880	51,535,100	\$ 875,090.10	\$ 233.57	\$ 875,323.67	16.985	\$ 810,765.73	\$ 64,557.95	\$ -	\$ 875,323.67
<b>Sub-Total of Municipal Requirements</b>					\$ 1,135,876.46	\$ 2,763.55	\$ 1,138,640.01	21.730	\$ 1,063,462.56	\$ 82,100.34	\$ 6,922.89	\$ 1,138,640.01
Business Tax (Cable Television)					\$ 383.00		\$ 383.00		\$ 383.00			\$ 383.00
Other Revenue					\$ 845,077.90		\$ 845,077.90				\$ 845,077.90	\$ 845,077.90
<b>TOTALS</b>					\$ 2,673,372.36	\$ 2,763.55	\$ 2,676,135.91		\$ 1,681,243.01	\$ 149,815.00	\$ 845,077.90	\$ 2,676,135.91
<b>Municipal Requirements Less Educational Requirements</b>					\$ 1,981,337.36	\$ 2,763.55	\$ 1,984,100.91					
<b>TOTAL MILL RATES: RESIDENTIAL</b>								32.780				
<b>COMMERCIAL</b>								42.550				

**SUNDRY REVENUE AND EXPENDITURE  
TOWN OF ARBORG  
FOR THE YEAR 2019**

**Part 1 - Grants in Lieu of Taxes**

Government or Agency	Assessment		Mill Rate	Amount	Frontage	Total
	Residential	Other				
Centra Gas		201,960	40.110	\$ 8,100.62		\$ 8,100.62
Gov't of MB - Gov't Services		650,600	42.550	27,683.03		27,683.03
Gov't of MB - Conserv - NEC	2,250		32.780	73.76		73.76
Gov't of MB - Highways	12,560		32.780	411.72		411.72
MPIC		863,140	42.550	36,726.61		36,726.61
MB Housing	1,154,040		32.780	37,829.43		37,829.43
Manitoba Hydro		711,500	42.550	30,274.33		30,274.33
Gov't of Canada - RCMP		114,540	42.550	4,873.68		4,873.68
Gov't of Canada - Canada Post		90,290	42.550	3,841.84		3,841.84
<b>TOTAL to Page 1</b>	<b>1,168,850</b>	<b>2,632,030</b>		<b>\$ 149,815.00</b>		<b>\$ 149,815.00</b>

**Part 2 - Conditional Grants**

Government Agency	Amount	Purpose
Gov't of Canada		
<b>TOTAL to Page 2</b>	<b>\$ -</b>	
Province of Manitoba	29,455	Mobility Grant
Province of Manitoba	3,150	GreenTeam
Province of Manitoba	3,995	DED Prevention
Province of Manitoba	35,000	Heritage Bldg Grants Program
Province of Manitoba		
<b>TOTAL to Page 2</b>	<b>\$ 71,600</b>	
Evergreen School Division	2,232	Natural Gas Agreement
<b>TOTAL to Page 2</b>	<b>\$ 2,232</b>	

**Part 3 - Transfers to Deferred Surplus - General Operating Fund**

Purpose                      Year                      Term                      Authority                      Amount

**TOTAL to Page 1**

**Part 4 - Transfers to Deferred Surplus - Utility Operating Fund**

Purpose                      Year                      Term                      Authority                      Amount

**TOTAL to Page 6**

Town of Arborg  
 General Operating Fund  
 Debenture Debt Charges

Part 1 - Debenture Debt Charges

Purpose	By-law No.	Maturity	Opening Balance	Principal	Closing Balance	Total Interest	Total Payment	Frontage	Other	Net Levy Requirement	Area to be Levied
Pavement	12-2005	Dec 1/2020	\$ 66,882.03	\$ 32,565.77	\$ 34,316.26	\$ 3,594.91	\$ 36,160.68	\$ -	\$ -	\$ 36,160.68	District 3
Pavement	1-2016	Dec 31/2030	692,617.94	46,760.23	645,857.71	25,973.17	72,733.40	-	-	72,733.40	District 3
<b>Total</b>			<b>\$ 759,499.97</b>	<b>\$ 79,326.00</b>	<b>\$ 680,173.97</b>	<b>\$29,568.08</b>	<b>\$ 108,894.08</b>			<b>\$108,894.08</b>	

Part 2 - Summary (by area) - to be carried forward to page 8

Area to be Levied	Taxable Assessment	Otherwise Exempt Assessment	Grant Assessment	Total Assessment	Total Requirement	Raised by Frontage	Raised by Revenue	Raised by Mill Rate
District 3	47,734,220	10,736,870	3,598,920	62,070,010	<b>\$ 108,894.08</b>	Nil	Nil	<b>\$108,894.08</b>

Town of Arborg  
 Utility Operating Fund  
 Debenture Debt Charges

Part 1 - Debenture Debt Charges

Purpose	By-law No.	Maturity	Opening Balance	Principal	Closing Balance	Total Interest	Total Payment	Frontage	Other	Net Levy Requirement	Area to be Levied
											District 1
Water Line Renewal / Water Meter Replacement Prg #	3-2016	Dec 31/2030	327,495.51	22,109.98	305,385.53	12,281.08	34,391.06			34,391.06	District 3
Water Line Renewal / Water Meter Replacement Prg #	3-2017	Dec 31/2021	21,320.44	6,914.91	14,405.53	586.31	7,501.22			7,501.22	District 3
<b>Total</b>			<b>\$348,815.95</b>	<b>\$29,024.89</b>	<b>\$319,791.06</b>	<b>\$12,867.39</b>	<b>\$41,892.28</b>	<b>\$0.00</b>	<b>\$0.00</b>	<b>\$41,892.28</b>	

Part 2 - Summary (by area) - to be carried forward to page 8

Area to be Levied	Assessment				Total Requirement	Raised by Frontage	Raised by Revenue	Raised by Mill Rate
	Taxable	Otherwise Exempt	Grant	Total				
DISTRICT 1 SEWER & WATER								
DISTRICT 3 SEWER & WATER	47,734,220	10,736,870	3,598,920	62,070,010	\$ 41,892.28			\$ 41,892.28
					<b>\$ 41,892.28</b>			<b>\$ 41,892.28</b>

Part 1 - CAPITAL EXPENDITURES

Particulars of Expenditure	Estimated Total Cost	Borne By General Fund	Borne By Utility Fund	Borne By Reserve Fund	Borne By Borrowing	Borne By Conditional Sale	Other
Sidewalk Renewal	\$ 40,000			\$ 40,000			
Drainage	\$ 40,000			\$ 40,000			
Library Cedar Shingle Replacement	\$ 85,000			\$ 50,000			\$ 35,000
PW Equipment Purchase-Grader	\$ 175,000			\$ 175,000			
<b>Sub-Total - General Fund</b>	<b>\$ 340,000</b>	<b>\$ -</b>	<b>\$ -</b>	<b>\$ 305,000</b>	<b>\$ -</b>	<b>\$ -</b>	<b>\$ 35,000</b>

WTP Upgrades - Phase 2	\$ 28,300		\$ 28,300				
<b>Sub-Total - Utility Fund</b>	<b>\$ 28,300</b>	<b>\$ -</b>	<b>\$ 28,300</b>	<b>\$ -</b>	<b>\$ -</b>	<b>\$ -</b>	<b>\$ -</b>

\$ 368,300	\$ -		\$ 28,300	\$ 305,000	\$ -	\$ -	\$ 35,000
Total	Total to Page 5		Total to Page 6	Part 2	Part 3	Part 3	

Part 2. GENERAL & SPECIFIC RESERVE FUND WITHDRAWALS

Reserve Name & Bylaw #	General Fund Transfer		Utility Fund Transfer		Cash Resources
	To Operating	To Capital	To Operating	To Capital	
General 8-69					
Equip Replacement 2-83		\$ 175,000			
Building 3-83		\$ 50,000			
Paving 8-85					
ABFD Capital 11-2000					
Sidewalk 1-2003					
Walking Trail 3-2005					
Gas Tax 3-2006		\$ 80,000			
Economic Dev 4-2007					
Handi-Transit Veh 7-2007					
PCH Bldg Fund 2-2017					
Utility Contingency 5-77				\$ -	

\$ -	\$ 305,000	\$ -	\$ -
Page 2	Part 1	Page 6	Part 1

Part 3. BORROWING (Subject to Municipal Board Approval)

Proposal	Borrowing	Temporary Financing			Annual Repayment Amount	Term
		Conditional Sale	Revenue Loan	Reserve Loan		
<b>Total</b>	<b>\$ -</b>				<b>\$ -</b>	

Departmental Use Only

Adopted by Resolution of Council on May 9, 2018.

*[Signature]*  
Head of Council

*[Signature]*  
CAO

**FIVE YEAR CAPITAL EXPENDITURE PROGRAM**  
Town of Arborg


PURPOSE	CAPITAL EXPENDITURE (Mark Priority 1, 2, 3, etc.)						SOURCE OF FUNDS			
	2020	2021	2022	2023	2024	Total	Operating	Reserves	Borrowing	Other
1 Sidewalks	\$ 40,000	\$ 40,000	\$ 40,000	\$ 40,000	\$ 40,000	\$ 200,000		\$ 200,000		
2 Public Works Equipment		\$ 150,000				\$ 150,000	\$ 25,000	\$ 40,000	\$ 85,000	
3 Decorative Lighting (Main St)				\$ 75,000		\$ 75,000	\$ 37,500			\$ 37,500
4 Aging In Place Campus Contributic [\$3,500,000 x 40%]	\$ 1,400,000					\$ 1,400,000	\$ 50,000	\$ 50,000	\$ 1,300,000	
5 Street Paving			\$ 2,500,000			\$ 2,500,000	\$ 27,500	\$ 120,000	\$ 520,000	\$ 1,832,500
6 Rec Centre Parking Lot Paving			\$ 675,000			\$ 675,000		\$ 120,000	\$ 60,225	\$ 494,775
7 Water Main Upgrading	\$ 3,125,000				\$ 3,125,000	\$ 6,250,000	\$ 350,000	\$ 600,000	\$ 718,750	\$ 4,581,250
8 Secondary Water Supply (Well)		\$ 110,000				\$ 110,000	\$ 110,000			
<b>Totals</b>	<b>\$ 4,565,000</b>	<b>\$ 300,000</b>	<b>\$3,215,000</b>	<b>\$ 115,000</b>	<b>\$ 3,165,000</b>	<b>\$ 11,360,000</b>	<b>\$ 600,000</b>	<b>\$ 1,130,000</b>	<b>\$ 2,683,975</b>	<b>\$ 6,946,025</b>


Source of Funds - Annual						Total
Operating	\$ 225,000	\$ 135,000	\$ 27,500	\$ 37,500	\$ 175,000	\$ 600,000
Reserves	\$ 390,000	\$ 80,000	\$ 280,000	\$ 40,000	\$ 340,000	\$ 1,130,000
Borrowing	\$ 1,659,375	\$ 85,000	\$ 580,225		\$ 359,375	\$ 2,683,975
Other	\$ 2,290,625		\$2,327,275	\$ 37,500	\$ 2,290,625	\$ 6,946,025
<b>Totals</b>	<b>\$ 4,565,000</b>	<b>\$ 300,000</b>	<b>\$3,215,000</b>	<b>\$ 115,000</b>	<b>\$ 3,165,000</b>	<b>\$ 11,360,000</b>

Departmental Use Only

Adopted by Resolution of Council

May 8, 2019

  
 \_\_\_\_\_  
 (Head of Council)

  
 \_\_\_\_\_  
 (Chief Administrative Officer)